


October 09

POWER TEAM.



LIFTING AIRBAGS



STONE™

Vetter's range of Mini-Lifting Bags is hugely useful for Rescue and other lifting and spreading operations. They can develop their lifting power in the narrowest of spaces. And with insertion heights of only 25mm, operating pressures of 8 Bar (116psi) and a lifting capacity up to 68 tons, the variety of uses for Vetter Airbags is nearly endless.

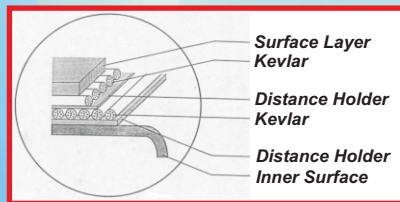
GLOBE
AIR MOTORS

ARGO
HYTOS

The bags can be used to lift, prise, push, press and split, all done jolt-free and silently. The use of Vetter controllers allows all of these operations to be done with millimetre precision. The bags are manufactured with a multi-layered design, re-enforced with ultra-light, high strength kevlar, making them anti-static & self-extinguishing. The surface profile improves grip between both the ground and the bag, and the bag and the load.

GLOBE AIR MOTORS

ATO
HYDRAULIC POWER



Internal Construction of a Vetter 8.0 Bar Airbag

Using Two Airbags Side by Side

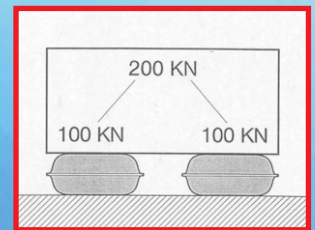

The sum of the airbag capacities becomes the maximum load that can be lifted. For example, if you need to lift a 30t load using only a 12 and a 24 ton bag put them side by side and your lifting capacity will be 36 ton.

- Before commencing the lifting operation, ensure you have sufficient Cribbing & Stabilisation.
- Backup all lifting operations using cribbing so that you have no one single point of failure.

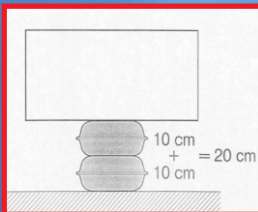


Using Two Airbags Stacked

The sum of the air bags lifting heights becomes the maximum height that can be raised. However, it is important to note that the load which can be lifted is the capacity of the smallest bag. Using the previous example, if a 12 Ton & 24 Ton airbag are stacked one on top of the other, the maximum load which can be lifted is 12 Ton.




- Always inflate the lower bag first, and if bags of different sizes are being used, always have the bigger bag on the bottom.
- Never stack more than two bags, never place anything between or on top of the bags as there is a chance that the object will be ejected during lifting.



handy hydraulic hint

Ensure your Vetter Air Bag System is inflated and washed in warm soapy water after every use – this prolongs the life of the bag system and enables checks for cracks, wear, cuts and leaks to be completed.



Want more information?

Contact
PT Hydraulics
Head Office
or your
Regional
Sales
Manager