


## ORDERING INFORMATION



**SUPER HOSE JUMPER** Accepts up to 6" & 8" I.D. Hose (O.D. 10¼")  
*(Super Hose Bridge is to be used for trucks only)*

DIMENSIONS: Length 126", Width 24½", Hgt. 12¼", Wt. Per Set (6 PCS.): 500 lbs.

**STANDARD HOSE JUMPER** Six Openings: Two 5", Two 4", Two 3"

DIMENSIONS: Length 70", Width 24½", Hgt. 6¾", Wt. Per Set (4 PCS.): 208 lbs., Wt. Ea. Piece: 52 lbs.

## HOSE BRIDGES

PART NO.	DESCRIPTION	WGT. EA.	DIMENSIONS
HBS	Hose Bridge Set (4 pcs)	208	Length 70", Width 24½", Hgt. 6¾", Wt. Per Set (4 PCS.): 208 lbs., Wt. Ea. Piece: 52 lbs.
HBS68	Super Hose Bridge (6 pcs)	500	Length 126", Width 24½", Hgt. 12¼", Wt. Per Set (6 PCS.): 500 lbs.
WSGBS	Grit Top Tile Walking Surface for HBS	13	
WSHBS68	Grit Top Tile Walking Surface for HBS	24	
HJ	Hose Bridge Joiner	2	

## CURB RAMPS

PART NO.	DESCRIPTION
CR	3' Length, 2' Width, 6¾ Hgt Walking Surface
CR-R	Railing One Side
CR-R2	Railing Two Sides

## PEDESTRIAN BRIDGE RAILINGS

PART NO.	DESCRIPTION
PB-R	Railing One Side
PB-R2	Railing Two Sides

Add **PCY** for Powder Coated Yellow

Add **AL** for Brushed Aluminum



PT Hydraulics Australia Pty. Ltd  
 19 Ricketts Rd, Mt. Waverley  
 Phone: 03 9562 8800  
 Fax: 03 9562 8080  
[www.pthydraulics.com.au](http://www.pthydraulics.com.au)  
[rescue@pthydraulics.com.au](mailto:rescue@pthydraulics.com.au)



# 3" TO 8" HOSE OPENINGS







# Joiner makes a roadway...

For most small cars, and forklifts too!



## ...and it's easy to assemble!

Unique puzzle-shaped pieces fit in any configuration. Patented all-stainless joiner locks 'em tight!



### Features:

- **Low Angle Profile** (Fire/Rescue Apparatus, Cars, & Heavy Trucks)
- **Very Low Cost**
- **Recycled Plastic**
- **Wide For Easy Access**
- **Maximum Load Capacity:** 14,000 lbs per axle

### Applications:

- **Utilities:** Water, Electrical, Gas, Phone
- **In-Plant Use:** Welding Cables, Electrical Conduit, Water, Steam, Hydraulic & Air Lines
- **Construction Sites**
- **Municipal Sidewalk Repair**
- **Available as a half bridge model for Curb Access**



Half Bridge available with optional holes for securing bridge to ground.

## Create a pedestrian bridge anywhere.



## One person can carry and assemble!



Open-weave grit top for dry, slip-free footing! Available with one or two railings, powder-coated safety yellow or brushed aluminum.

